



Track Improvement Program 2023-2024

Phil Eng, MBTA GM & CEO
Sam Zhou, MBTA Chief Engineer



Track Improvement Program | Benefits














The MBTA will be rebuilding track infrastructure across the Red, Orange, Blue, and Green Lines.



- ✓ **Increases train speeds.**
- ✓ **Reduces delays and disruptions.**
- ✓ **Improves safety.**
- ✓ **Delivers timely, reliable and consistent service.**

Information about the Track Improvement Program can be found at www.mbta.com/trackprogram



							
 SYSTEMWIDE	191 Speed Restrictions (as of 11-6-23)	740,000 Approx. Feet of Track (140 miles)	28 Years Average Age of Track	611 Signals	32 Years Average Age of Signal System	132 Stations (Unique, excluding Bus)	677,000 Approx. Weekday Trips (2019)
 RED LINE	66 Speed Restrictions (as of 11/6/23)	228,000 Feet of Track (43 miles)	31 Years	105 Signals	40 Years	22 Stations: 22/22 Meet Accessibility Standards	258,000 Weekday Riders
 ORANGE LINE	42 Speed Restrictions (as of 11/6/23)	121,000 Feet of Track (23 miles)	38 Years	81 Signals	38 Years	20 Stations: 20/20 Meet Accessibility Standards	191,000 Weekday Riders
 BLUE LINE	14 Speed Restrictions (as of 11/6/23)	67,000 Feet of Track (13 miles)	23 Years	40 Signals	25 Years	12 Stations: 11/12 Meet Accessibility Standards	143,000 Weekday Riders
 GREEN LINE <small>B C D E</small>	69 Speed Restrictions (as of 11/6/23)	297,000 Feet of Track (56 miles)	20 Years	385 Signals	25 Years	70 Stations: 48/70 Meet Accessibility Standards	78,000 Weekday Riders
 MATTAPAN LINE	0 Speed Restrictions (as of 11/6/23)	27,000 Feet of Track (5.2 miles)	31 Years	Not signalized	Not signalized	8 Stations: 7/8 Meet Accessibility Standards	7,000 Weekday Riders

Today's MBTA Subways

2023



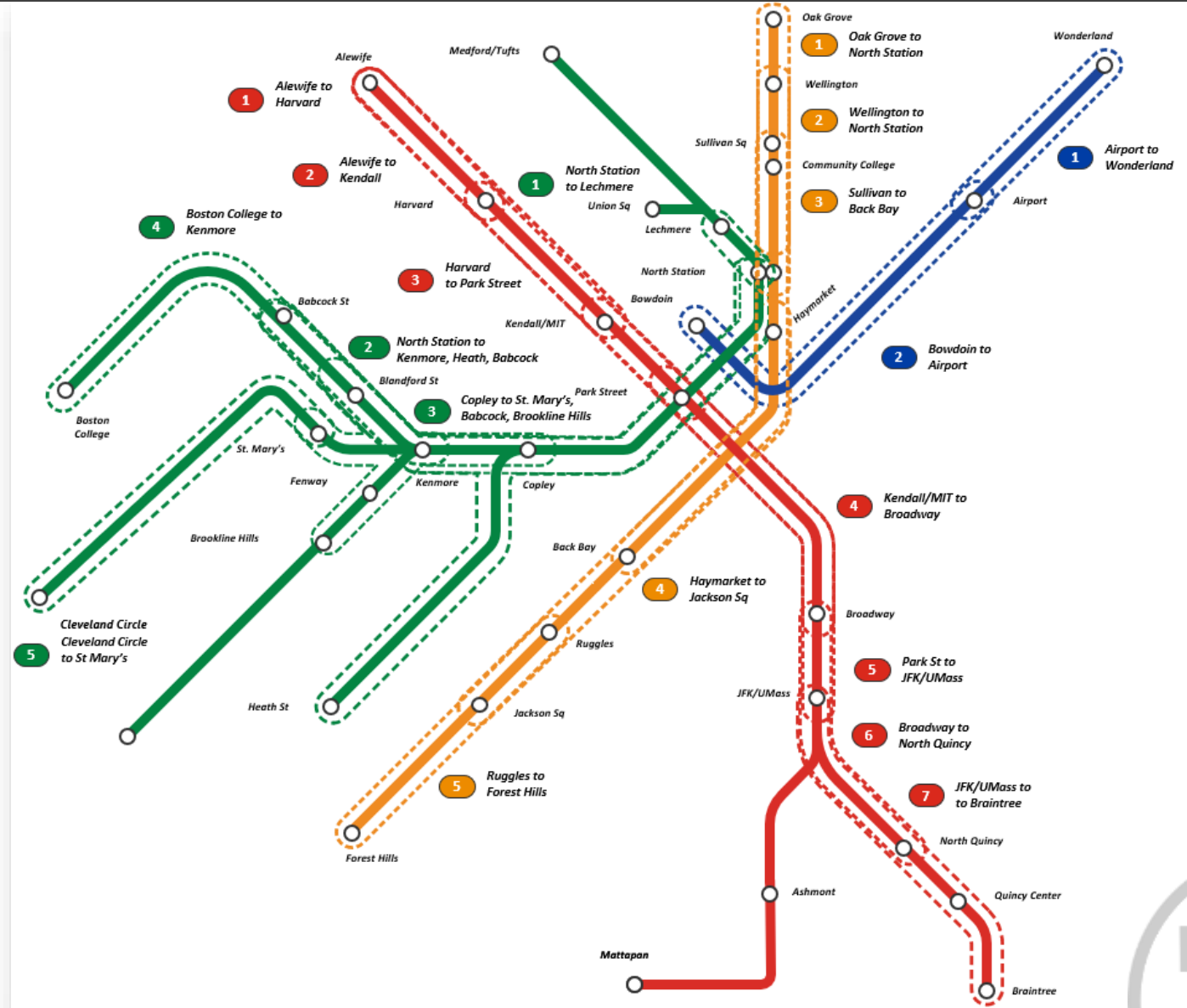
Track Improvement Program | Anticipated Accomplishments

	Speed Restrictions Removed	Travel Time Improvement (minutes)	# of Ties Replaced	Feet of Rail	Feet of Tamping
<i> November & December 2023</i>					
	39	20	3,800	15,800	13,400
<i> 2024</i>					
	152	66	28,002	124,880	208,485
<i> TOTAL</i>					
	191	86	31,802	140,680	221,885



Track Improvement Program 2024 | Segmenting Track

	Alternative Service Limits	Speed Restrictions	Modeled Time Savings (mins)	Duration (days)
1	North Station to Lechmere	2	1.8	14
2	North Station to Kenmore, Heath, Babcock	15	8.7	21
3	Copley to St. Mary's, Babcock, Brookline Hills	9	4.2	18
4	Boston College to Kenmore	7	1.7	10
5	Cleveland Circle to St. Mary's	1	0.1	6
1	Oak Grove to North Station	13	1.7	6
2	Wellington to North Station	5	4.3	9
3	Sullivan to Back Bay	6	2.3	10
4	Haymarket to Jackson Sq	2	1.3	4
5	Back Bay to Forest Hills	15	4.8	11
1	Alewife to Harvard	9	6.5	9
2	Alewife to Kendall	9	4.0	16
3	Harvard to Park	3	0.8	6
4	Kendall/MIT to Broadway	8	3.7	6
5	Park to JFK/UMass	8	2.6	8
6	Broadway to North Quincy	4	2.7	6
7	JFK/UMass to Braintree	22	9.1	16
1	Airport to Wonderland	12	5.3	12
2	Bowdoin to Airport	2	0.7	Night Orders
	152 restrictions lifted	66.3 minutes saved	188 days of work	



Draft for Discussion & Policy Purposes Only



- ✓ Critical trackwork along entire system.
- ✓ Remove all speed restrictions.
- ✓ Ensure track reliability.

Track Improvement Program 2024 | Segmenting Track

Priority Trackwork for State of Good Repair in 2024

Segt	Alternative Service Area	Speed Restrictions	Modeled Delay (min)	Duration (days)	January	February	March	April	May	June	July	August	Sept	October	November	December
1	North Station to Lechmere	2	1.8	14											█	
2	North Station to Kenmore, Heath, Babcock	15	8.7	21	█	█										
3	Copley to St. Mary's, Babcock, Brookline Hills	9	4.2	18			█									
4	Boston College to Kenmore	7	1.7	10								█				
5	Cleveland Circle to St. Mary's	1	0.1	6											█	
1	Oak Grove to North Station	13	1.7	6									█			
2	Wellington to North Station	5	4.3	9												
3	Sullivan to Back Bay	6	2.3	10												
4	Haymarket to Jackson Sq	2	1.3	4												
5	Back Bay to Forest Hills	15	4.8	11												
1	Alewife to Harvard	9	6.5	9												
2	Alewife to Kendall	9	4.0	16												
3	Harvard to Park	3	0.8	6												
4	Kendall/MIT to Broadway	8	3.7	6												
5	Park to JFK/UMass	8	2.6	8												
6	Broadway to North Quincy	4	2.7	6												
7	JFK/UMass to Braintree	22	9.1	16												
1	Airport to Wonderland	12	5.3	12												
2	Bowdoin to Airport	2	0.7	Night Orders												
		152	66.3	188												

of Speed Restrictions as of 11/6/23



Track Improvement Program | Public Engagement

Open houses, held in-person and virtually, will provide an overview of projects and give riders, residents, and communities opportunities for questions, comments, and feedback.

Meeting dates and locations will be posted at mbta.com and shared on social media and with the press.



Ushering in a New Way of Doing Business



Created internal Track Improvement Program Taskforce to lead the Program for 2024 led by Doug Connett.



Hired New Senior Leadership with decades of track experience.



Teaming & collaboration.



Hiring & developing in-house union workers to support accelerated plan as we rebuild the workforce and organization



Accountability, responsibility and transparency.

Thank you



Addendum



SEGMENT	ALTERNATIVE SERVICE AREA	START DATE	END DATE	START DATE 2	END DATE 2
2	Alewife to Kendall	11/4/23	11/5/23		
4	Oak Grove to North Station	11/11/23	11/12/23		
5	JFK/UMass to Park Street	11/18/23	11/19/23		
1	North Station to Kenmore/Heath, Babcock	11/27/23	12/5/23		
3	Riverside to Kenmore	12/11/23	12/20/23		
1	North Station to Lechmere	11/12/24	11/25/24		
2	North Station to Kenmore, Heath, Babcock	1/3/24	1/12/24	1/16/23	1/26/23
3	Copley to St. Mary's, Babcock, Brookline Hills	2/20/24	3/8/24		
4	Boston College to Kenmore	7/31/24	8/9/24		
5	Cleveland Circle to St. Mary's	10/28/24	11/2/24		
1	Oak Grove to North Station	8/17/24	8/22/24		
2	Wellington to North Station	6/20/24	6/27/24		
3	Sullivan Square to Back Bay	5/28/24	6/6/24		
4	Haymarket to Jackson Sq	3/18/24	3/21/24		
5	Back Bay to Forest Hills	9/25/24	10/5/24		
1	Alewife to Harvard	2/5/24	2/13/24		
2	Alewife to Kendall	7/8/24	7/23/24		
3	Harvard to Park	12/14/24	12/19/24		
4	Kendall/MIT to Broadway	10/15/24	10/20/24		
5	Park to JFK/UMass	5/1/24	5/8/24		
6	Broadway to North Quincy	12/1/24	12/6/24		
7	JFK/UMass to Braintree	9/3/24	9/18/24		
1	Airport to Wonderland	4/9/24	4/12/24	4/16/23	4/23/23
2	Bowdoin to Airport				

Track Improvement Program 2023-2024 Dates

Dates are subject to change.

Construction timelines are estimates and subject to change based on weather, supply chain disruptions, contractor staffing, and other external factors.

Schedule delays are possible given potential for severe weather, delayed material deliveries, labor shortages, or other unforeseen circumstances.

The project team will monitor and adjust schedules as needed.

