


# Massachusetts Bay Transportation Authority

---

## **General Manager's Remarks**

### **Fiscal and Management Control Board**


**July 22, 2019**



## Blue Line Service Interruption – Wednesday, June 17

---


- Approximately 7:52 a.m., service issue between Aquarium and Government Center
- Power infrastructure inspected; no defects found
- Cause was a rubberized noise dampener came loose, made contact with third rail
- With third rail power cut off, approximately 200 people safely evacuated from incident train
- Incident resulted in significant travel delays: establishing bus shuttle took approximately 48 minutes; crossing harbor through tunnels in mixed traffic
- New maintenance inspection and installation protocols put in place.



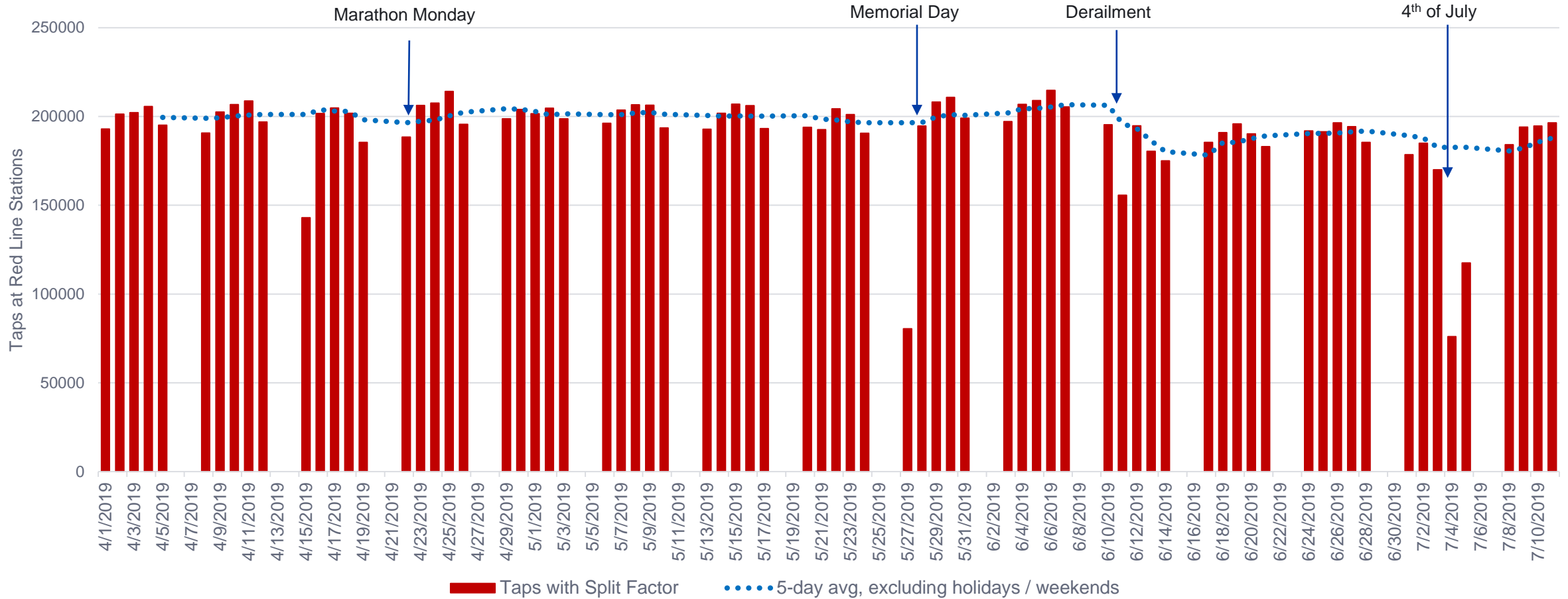
## Red Line Service Update


- Targeting **August 15** for signal restoration between Broadway and JFK/UMass
- Expected to result in **5-minute improvement** to Red Line trips
- Currently running **10 trains per hour** through Red Line core with added service during rush hour
- **3 signal bungalows repaired**; new 4th bungalow added
- Restoration of **21 of 29 damaged signals** and **11 of 19 switches**
- Work will continue 7 days a week






# Red Line Validations by Day, Weekdays April - July





# Ridership steady on North Side of Red Line, reduced in more affected Southern portion


	Cambridge / Somerville	Dorchester	Downtown	Quincy / Braintree	South Boston
<b>Average Taps Monday-Thursday June 2018</b>	84,123	24,431	51,663	24,048	11,711
<b>1st Week June 2019</b>	+4.3%	+5.7%	+1.7%	+0.4%	+1.7%
<b>2nd Week June '19 (derailment week)</b>	-2.9%	-22.8%	-2.1%	-27.1%	-19.8%
<b>3rd Week June '19</b>	-1.4%	-9.2%	-2.5%	-14.2%	-11.0%
<b>4th Week June '19</b>	-0.4%	-10.5%	-1.2%	-8.2%	-9.7%
<b>2nd Week July '19</b>	+0.4%	-10.5%	-2.6%	-12.3%	-10.9%



## Climate Resiliency Follow-Up

- Overall project completion date: **December 31, 2020**


Vulnerability Assessment	Anticipated Completion Date
System-wide Inventory of Pumping Systems	October 31, 2019
Commuter Rail Rights of Way (culverts, stream crossings, etc.)	November 30, 2019
Red Line	March 31, 2020
Orange Line	June 30, 2020
Commuter Rail Layovers and Maintenance Facilities	September 1, 2020
Bus Maintenance Facilities	September 30, 2020
Green Line	November 30, 2020
System-wide Signal, Power and Communications	December 31, 2020



## Energy Management Follow-Up

- 245 energy management projects underway in FY19 or anticipated in FY20-23.
  - List of projects included in board book
- Project costs
  - Total capital cost: \$29.2M
  - MBTA's share: \$14.65M
  - Utilities'/Department of Energy Resources' share: \$14.51M
- Anticipated benefits
  - Annual energy savings: \$5.1M
  - Annual electricity consumption: 58.4M kW/h





# Station Brightening

## Quarterly Update

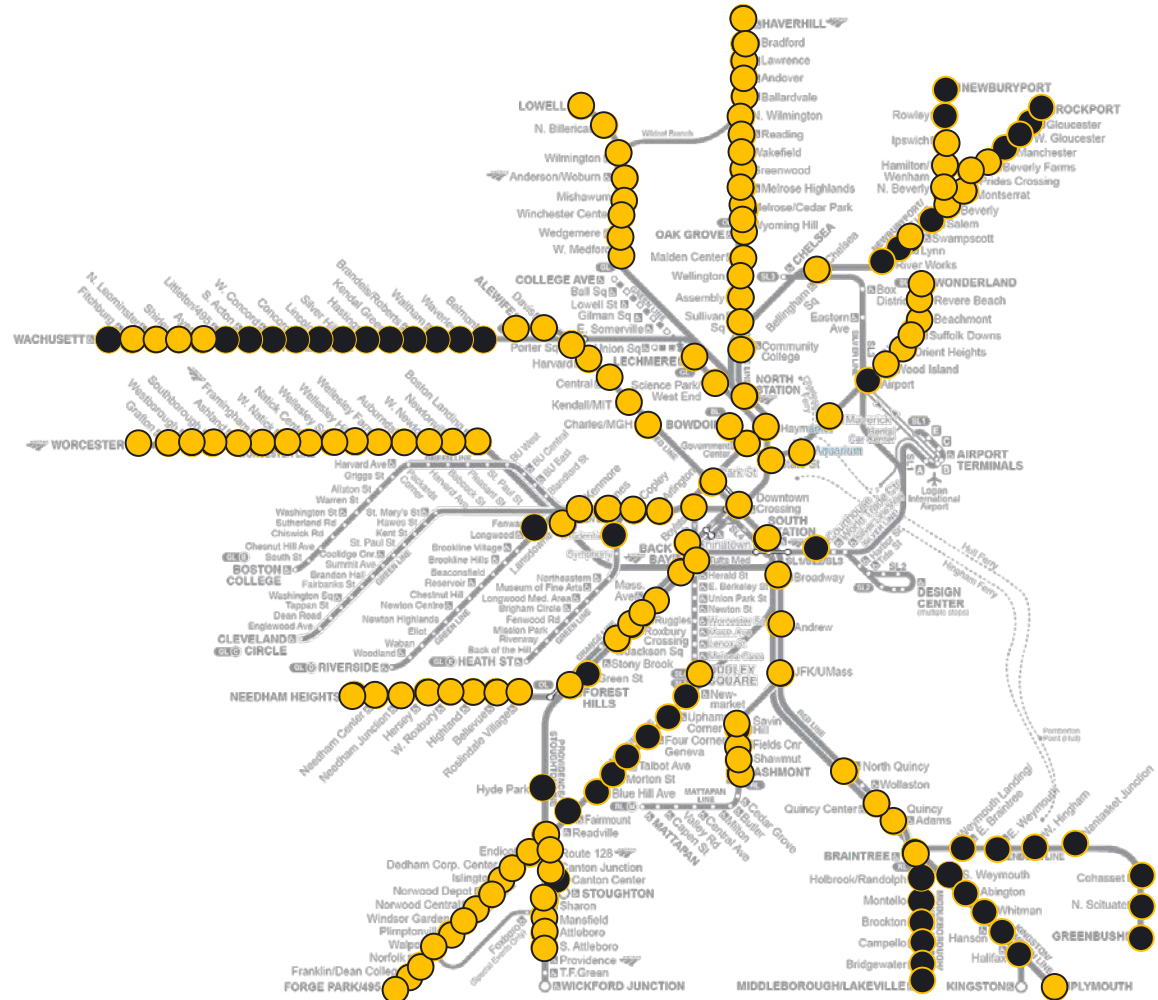
- 1,153 improvements at 186 stations

### ● Months 1-2 (April-May)


675 improvements  
179 stations

### ● Month 3 (June 1-30)

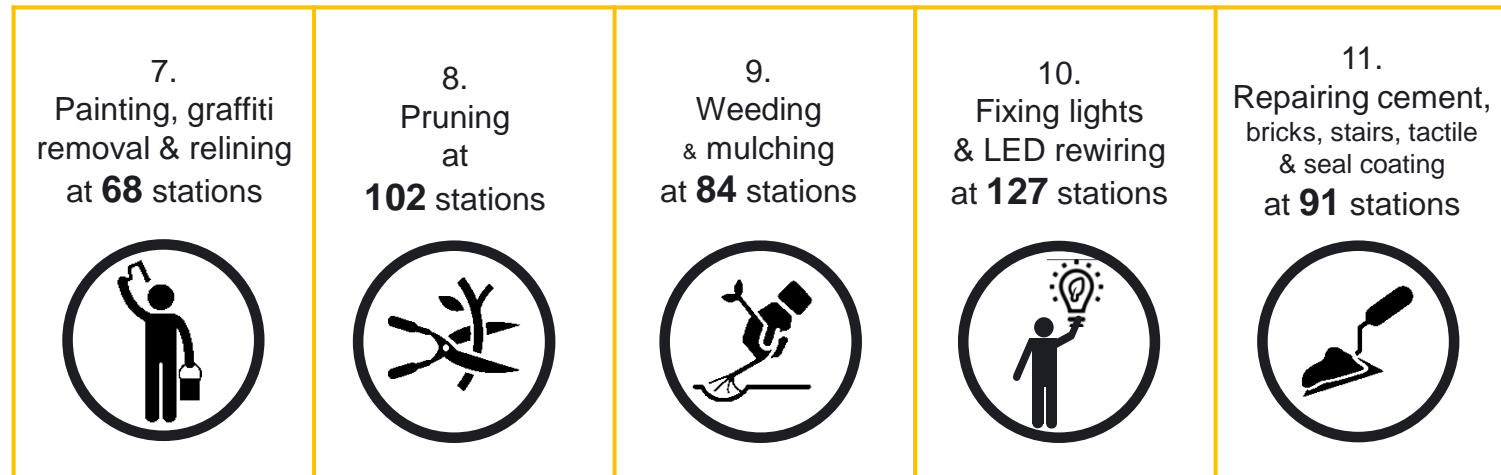
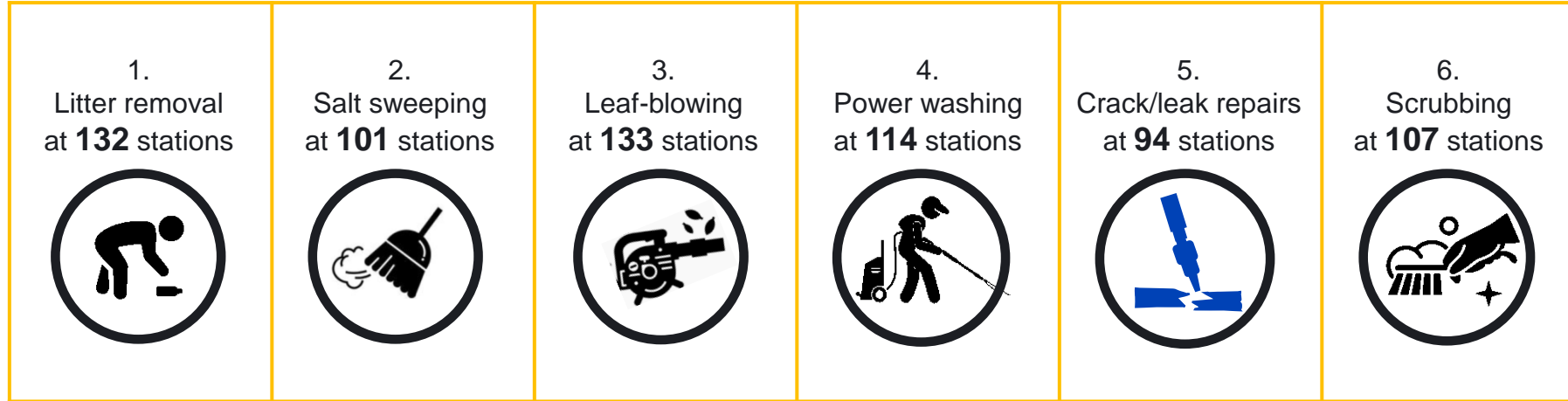
478 improvements (includes 226 repeats)  
132 stations (includes 7 new and 125 revisited)








# Station Brightening





Improvements  
by  
Type




# Station Brightening

## Looking ahead:

- Scrubbing
- Litter removal
- Crack and leak repairs
- Power washing
- Dedicated cleaning crews at DTX and Park
- Station painting
- New signs
- Landscaping
- Busway paving at Malden, JFK/UMass, Ashmont
- The start of reconstruction work on the North Station canopies







## Thank You to MBTA Staff

- AFC 1.0 Team
- MBTA Workforce – Weekend High Heat

